

Profile 22 Windows & Doors



Top
Performance



High
Security



Better
Insulated



Superb Weather
Protection



GREAT
HARWOOD
WINDOWS

The most advanced PVC-U window system on the market

Profile 22 is the fully integrated, award-winning PVC-U window and door system designed to deliver the best of everything.

An award-winning system

Profile 22 is an award-winning system that represents the best the industry has to offer. The system offers impressive design flexibility with either a gently curved frame or clean, contemporary lines that are at home in every type of property. As the independent judging panel said: "This suite of profiles seems to provide an answer to most window needs." When you work with Profile 22, you'll see what they mean.



Designed to offer the best of everything

Profile 22 was designed from the ground up to be an efficient and easy-to-fit window and door system that looks and performs better than any other system on the market. It has intelligently designed features throughout, which offer a whole new level of technical innovation. It's why Profile 22 gives you a clear competitive edge.



Delivering what the market needs

Whether you work in the domestic replacement, new build, refurbishment, commercial or public sectors, Profile 22 has the features and technical innovation these markets demand. Outstanding aesthetics and design flexibility. Exceptional security. Impressive thermal efficiency. When you want to deliver above and beyond, Profile 22 is the answer. In short, it is the best PVC-U system available today.



2



www.greatharwoodwindows.co.uk

PROFILE22[®]

by Epwin Window Systems



Better insulated

The 6-chambered outerframe and 5-chambered sash plus bigger glass area means Profile 22 offers excellent thermal performance. It can achieve U-values as low as 0.8 W/m²K and A++ Window Energy Ratings (WER).



Widest choice of ancillaries

Profile 22 has the widest range of ancillaries on the market, including cills, baypoles, accessories and packers. All the design flexibility you need so you can deliver perfect projects every time.



Better drainage

Profile 22 incorporates deeper drainage channels that carry water away quickly and improve weather performance. A system that offers superb long-term durability – and means fewer service call-outs and reduced ongoing costs.



Superb weather protection

The revolutionary centre seals to the outerframe and sash plus the 10mm sash cover deliver enhanced insulation and weather protection. Superb performance, no matter how demanding the conditions.



Widest choice of glazing options

Profile 22 offers a comprehensive range of double and triple glazed options. It's cost-effective too – our triple glazing achieves U-values below 1 without the use of krypton gas. More ways to offer affordable and energy-efficient windows.



Superior security and strength

Profile 22 has features such as a central Eurogroove that gives the sashes greater rigidity and strategic local wall thickening for 35% better screw and hardware retention. Intelligent features that maximise security and strength.



Built to last

Profile 22 has been designed to be simple to install, and surpasses Building Regulations and PAS 24. It is highly accredited and has Secured by Design approval. A superior-quality system, built for life.

3





Profile 22 Casement Window

The classic window design with all the options you need.

The Profile 22 Casement Window is suitable for almost any size of aperture or design layout, including bay and bow windows. It is an internally glazed system that can be specified with single top or side hung openers and multi-lights.

Features

- 10mm weather cover
- Yale SensCheck smart-enabled hardware
- 28mm double glazing & 36mm triple glazing option
- Complementary colour matched base
- Up to 8 chamber outer frame & 6 chamber sash for maximum thermal efficiency
- Comprehensive range of accessories to cater for every situation



Profile 22 Tilt & Turn Window

A stylish, practical window for high, exposed or difficult access locations.

The Profile 22 Tilt & Turn Window offers superior sightlines and a higher glass-to-frame ratio, which makes it an excellent choice for commercial projects. The reassurance of secure all-round locking delivers a reliable and strong window with superb overall aesthetics due to its elegant and streamlined frame aesthetics.

Features

- Sculptured edge design
- 28 & 36mm glazing options
- Concealed or face fixed hardware
- 5-chamber sash
- 5-chamber outer frame with optional RCM inserts available
- Complementary colour matched base



Profile 22 Residential and French Door

Profile 22 Residential and French Doors offer a perfect match with Profile 22 windows.

Both products have been meticulously designed to offer a wealth of aesthetic and practical options including high-quality functionality, durability, performance, finish and security so you can tailor every project to the most precise of specifications.

Features


- Sculptured edge design
- 28 & 36mm glazing options
- 5-chamber open in / open out sash
- Part Q & M compliant
- Yale SensCheck smart-enabled hardware
- 5-chamber outer frame
- Complementary colour matched base




The Colour Collection

Our Colour Collection brings a wealth of design flexibility to every project.

Stock Colours



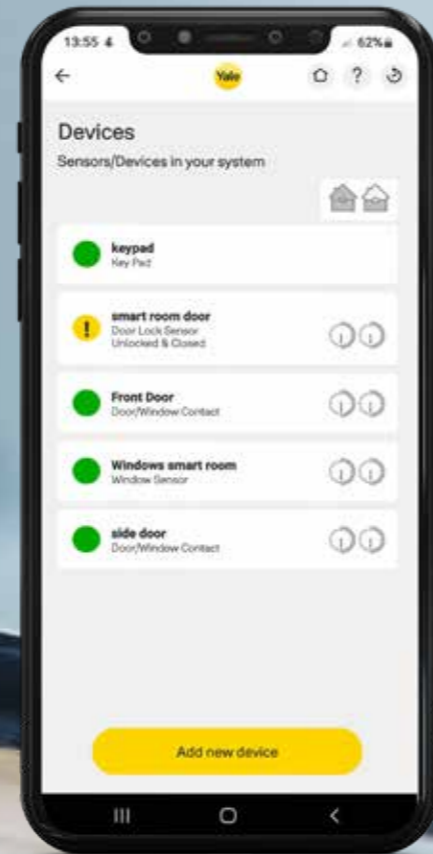
Made to Order Colours



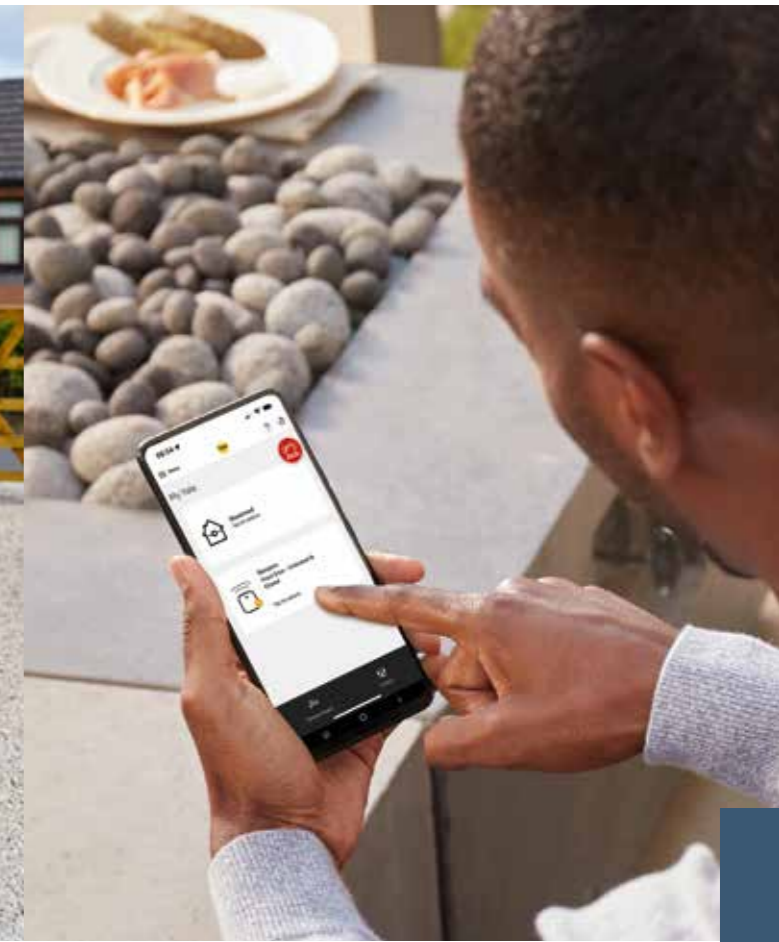
www.greatharwoodwindows.co.uk

Range of Reliable Hardware

Profile 22 can accommodate the very latest in high-security hardware, advanced multipoint locks, keeps and key-locking handles.



www.greatharwoodwindows.co.uk



Yale SensiCheck™ Door and Window Sensors

- Upgradable at the **consumer's leisure** with no obligation to buy.
 - Zero impact on the installation, nothing is required from the installation teams, **no extra work, and no increased time on site** at all.
 - Sensors are fully concealed, meaning **no impact on the style, security, or functionality** of the doors or windows.
 - An **opportunity to upsell** stand-alone additional home security products should you wish to (alarm/CCTV)
 - **Dedicated Yale consumer help desk** to deal with any enquiries, **no need for you to get involved** past the sales process.
 - It really is a no-commitment, no hassle differentiator, a **"Why wouldn't you"**.
- When you leave home, you **receive an alert** to tell you the status of all your doors and windows.
 - Monitor the status of your doors & windows from **anywhere in the world**.
 - **No cost** feature with **no obligation** to buy.
 - The Hub has a **94db alarm** with an entrance/ exit **chime** and **panic alarm features** as well as alerting you should any door or window be broken into.
 - **Low-cost** differentiator




SensCheck™
Door Sensor



SensCheck™
Window Sensor




SensCheck™
Sync Hub



Easy Set-up



Wireless



Real-time Notifications



Live Status



Geo-fencing



Arm/Part Arm



GREAT
HARWOOD
WINDOWS



FM 09180
ISO 9001



EMS 86980
ISO 14001



OHS 523157
ISO 45001



KM 33523
BS EN 12608 / PAS 24
PVC-U Profile -
Enhanced Security
Window System Supplier



KM 56791
BS EN 12608 / PAS 24
PVC-U Profiles -
Enhanced Security
Doors System Supplier



KM 12895
BS EN 12608
PVC-U Profiles for the
Fabrication
of Windows and Doors



KM 594776
BS 8529 / PAS 24
Enhanced Security
Composite Door
System Supplier



Official Police Security Initiative



www.greatharwoodwindows.co.uk

EWS18684